

PROFIL E-E

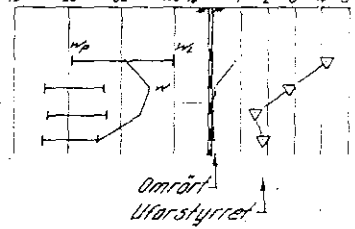
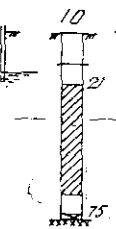
213N

Atterbergs grenser

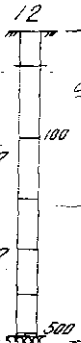
Pröveserie II h = 78.49

$K \frac{1}{m^2}$

10 20 30 40% 1 2 3 4 5 tonn

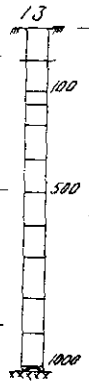


W	H	S	O	
33	33	5	0	Leire, förrskarpeaktig
37	4	29	0	Leire, mjelig
34	23	27	0	Kvikkleire, mjelig
28	3	22	0	
18			0	Sand, grävmalig, grusig



Gr.v. sl. k = 78.0  
3/1 - 59

Piezometer I



Omrört  
Uförestyrret

NOF1

NOTEBY 4247  
1961-64