

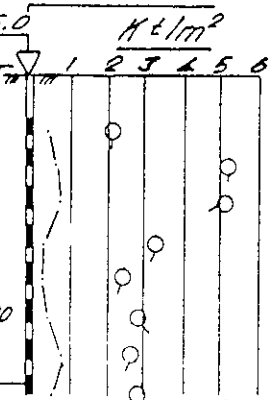
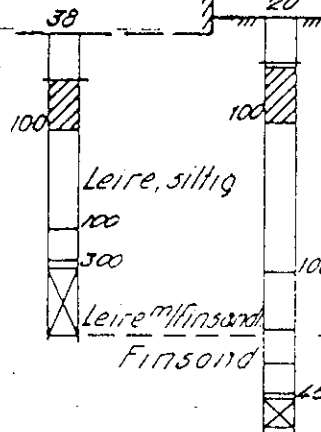
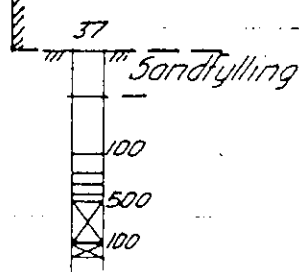
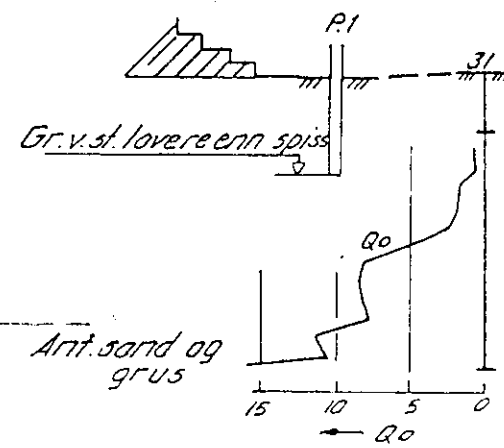
# Profil C-C

Proj. bygg

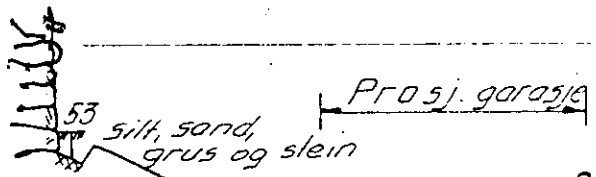
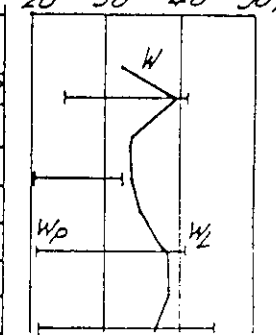
205 N

Pröveserie I

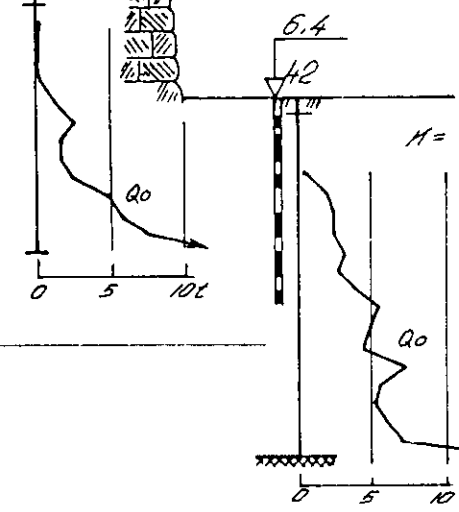
Atterbergs grenser



H	5	0
15	6	1.0
23	9	2.0
27	8	1.2
9	14	1.0
7	13	1.0
15	8	1.0
27	4	1.0
21	5	0.9

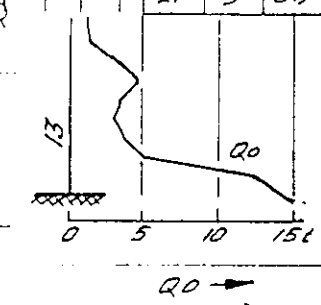


206 N  
Pröveserie II



n	0	
32	0.4	Silt, leirig m/grus og stein
27	0.5	Leire, siltig, sandig
31	0	Sand, grus og stein
36	0	Sand m/lenk. finsandlag
35	0	

H = 6,0



Ant. sand og grus

NV: B1 II

NOTERBY 5049 (1965)

205 N  
206 N