



BLOKK 6.

PROFIL K-K.

M 1:200



PROFIL L-L.


M 1:200

404N

Prøveserie T1 = 159.2

Dyp	W	V	F	H ₁	H ₃	K	Ø
1.0	22.3	38.3					0
2.0	26.0	42.0	33	76	1140	10.7	0
3.0	32.9	47.9	45	55	970	9.8	0
4.0	19.4	34.4	(19)	8	163	(3.0)	0
4.5	12.7	25.1					0
7.2	15.3	22.4					0
9.0	12.6	25.5					0

13	pH	g	Merknader
	2.10		Fast tørrskorpelire
	2.04		"
	1.94		"
	2.12		leire, mosand, grusandig, gruskorp
	2.24		Sand og grus
	2.19		Grovt "Sand og grus" korp
	2.27		"



405N

Prøveserie T1 = 159.3

Dyp	W
1.0	22.0
3.0	40.4
3.5	38.5
4.0	20.2
5.0	10.9
6.0	15.4
7.0	19.8
10.0	29.3
11.0	27.7
12.0	25.4

V	F	H ₁	H ₃	K	Ø	g	Merknader
38.0					0	2.1	Tørrskorpelire, megelfast
53.1	40	9	104	2.6	0	1.84	leire
34.9	2	10	91	2.3	0	1.86	noe opp.
(22.8)					0	2.31	Grovt "Sand og grus" korn
28.7					0	2.15	mosand, sand og gruskorp
34.9					0	2.11	"
44.3	34	89	506	(7.4)	0	1.96	mjaleire
42.9	(27)	6	189	(4.3)	0	1.98	leire, moig, mjaleig
40.7	25	8	189	(4.3)	0	2.01	mjaleire, sandkorn



145

140

