

NOTEBY4915-2
1962

Profil A-A

414N NOA3

Proj. bygg

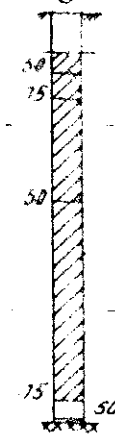
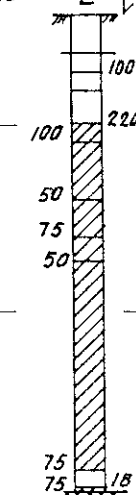
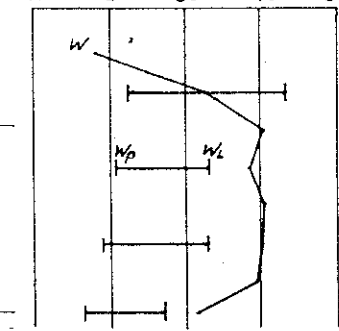
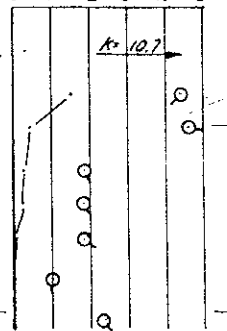
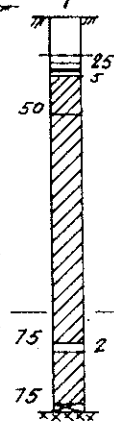
Pröveserie II

53.2

$K \frac{1}{m^2}$

Atterbergs grenser

H _i	s	0
		0,3
58	3	0,9
15	12	1,0
12	6	0,8
8	9	0,8
2,1	36	0,9
0,8	50	1,0
3	30	5p.



Törrskorpe, Silt, leirholdig

Leire, siltig

Kvikkleire
" sandig